

DATA BYTES

Homeownership in the Denver Metro Region

As part of our mission to transform data into actionable information that improves the social sector’s ability to serve low-income communities, Shift Research Lab develops and maintains web-based technology tools that provide free data and analysis on social issues. We continuously update these tools with the most current information available from our data partners. To highlight new data that is added, we are releasing Shift Data Bytes—an ongoing series of data snapshots.

Every year, Shift acquires data sets from the American Community Survey and publishes them to Community Facts. In this edition of Data Bytes, we provide insight into what this new data tells us about homeownership in neighborhoods across Colorado.

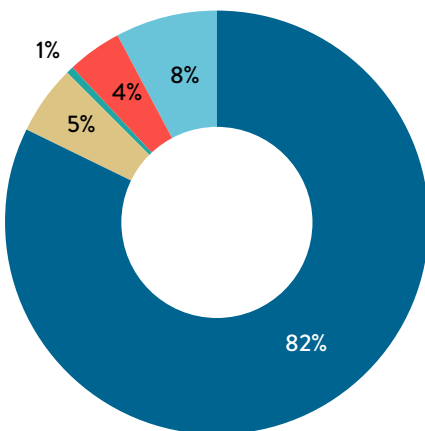
POPULATION AND HOMEOWNERSHIP

The charts below show the racial composition of metro Denver’s population (left) and homeowners (right) from 2012 through 2016. Notably, non-White populations make up 18 percent of metro Denver’s population, but comprise only 10 percent of homeowners. In contrast, metro Denver’s White population makes up 82 percent of the total population and 90 percent of the homeowners.


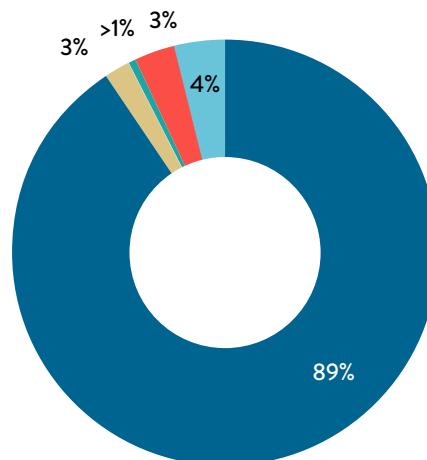
KEY FINDINGS

- Non-White homeowners make up 18 percent of the metro region’s population and 10 percent of its homeowners.
- In areas where there is a high density of Hispanic homeownership, there is a low density of White homeownership.
- White homeowners make up the suburban majority in metro Denver.

POPULATION BY RACE



HOMEOWNERSHIP BY RACE



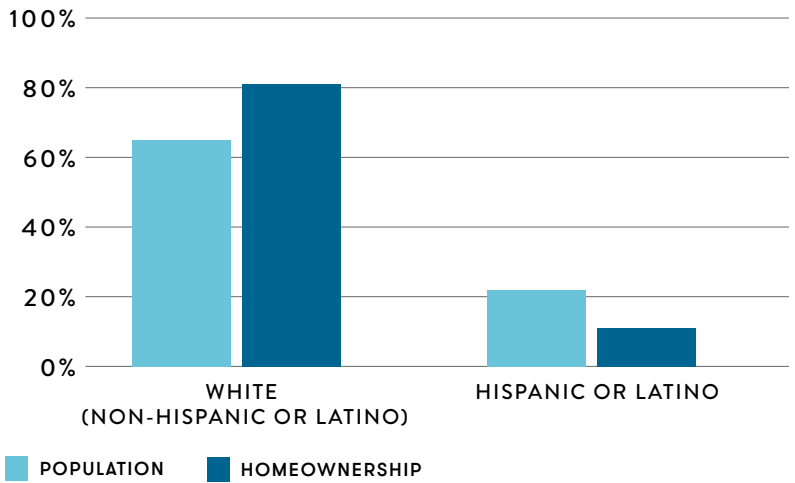
HISPANIC AND WHITE HOMEOWNERSHIP

The graph to the left shows the breakdown of population and homeownership by ethnicity. The White population makes up 65 percent of metro Denver's population and 81 percent of homeowners. In contrast, the Hispanic or Latino population makes up 22 percent of the region's total population but only 11 percent of homeowners.

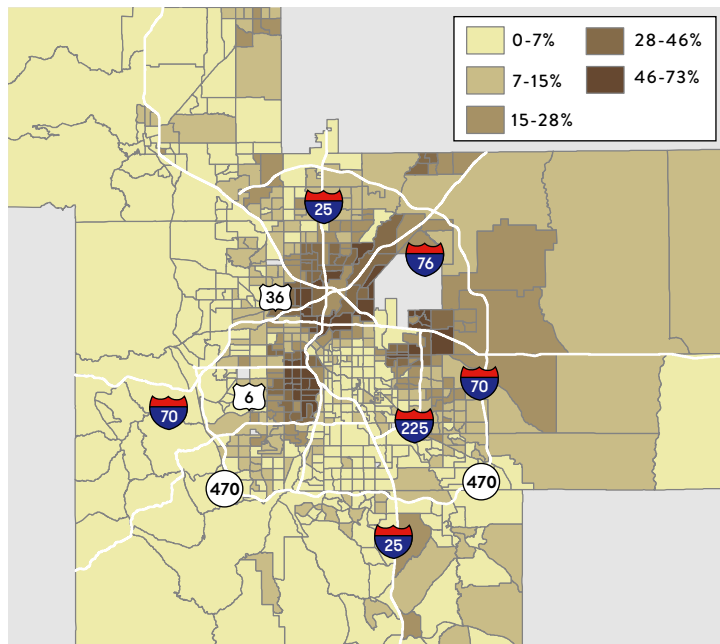
The map to the left shows that the majority of Hispanic or Latino homeownership is concentrated in the northeast and east part of the metro region, with a small pocket of homeownership in southern Denver.

Overall, there is limited Hispanic or Latino homeownership in the southeast of the region as well as in Denver's urban core. In contrast to Hispanic homeownership, the map to the right shows the largest pockets of White homeownership in the northwest, south central and southwest. There are also smaller clusters of dense White homeownership surrounding Denver's urban core. It is notable that in areas with dense Hispanic homeownership, there is limited White homeownership.

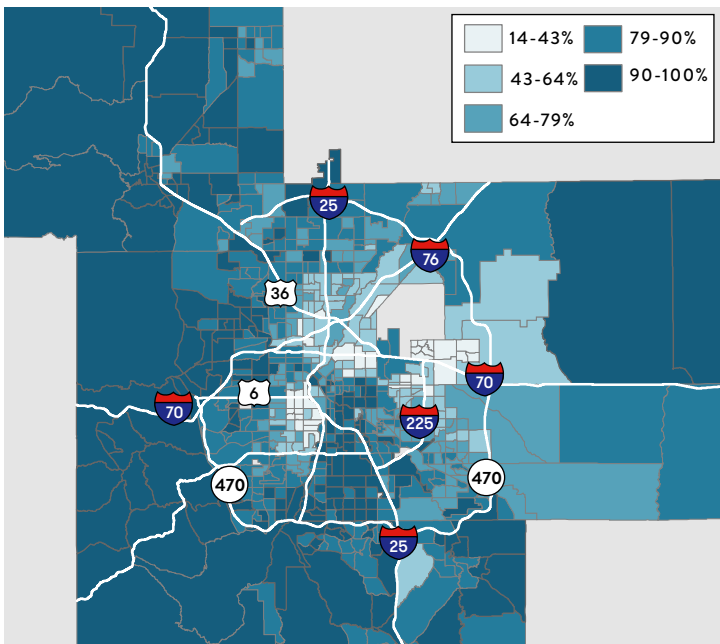
POPULATION AND HOMEOWNERSHIP BY ETHNICITY



HISPANIC HOMEOWNERSHIP (2016)



WHITE HOMEOWNERSHIP (2016)



HUNGRY FOR MORE DATA BYTES?

Have more questions about housing specifically, or Shift's work more generally? Contact Jennifer Newcomer, Shift's Principal of Research, at jnewcomer@garycommunity.org.

For a more in-depth look at homeownership data, explore **Community Facts**.



@Shift_Research



ShiftResearchLab